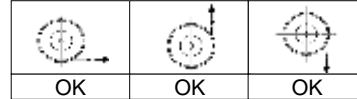
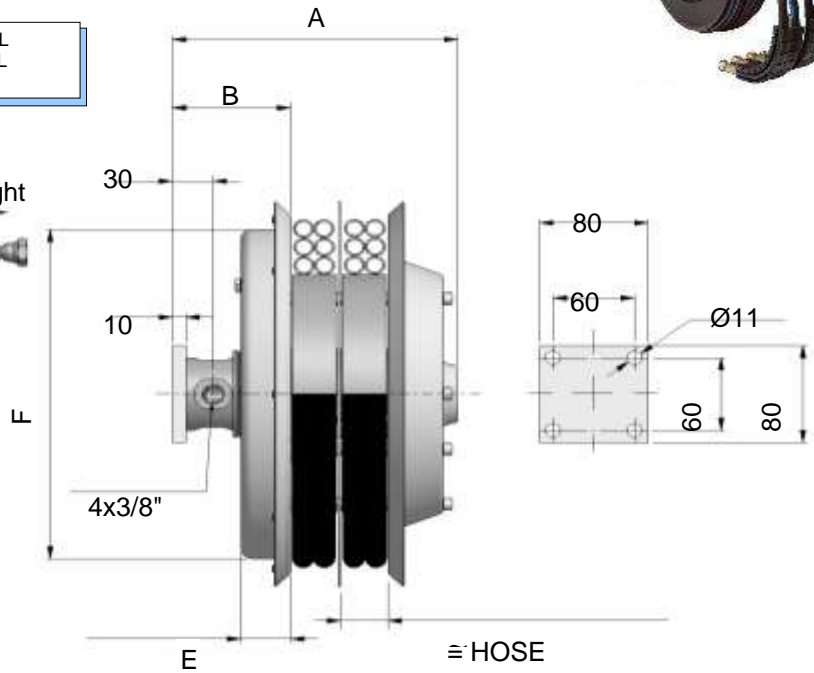
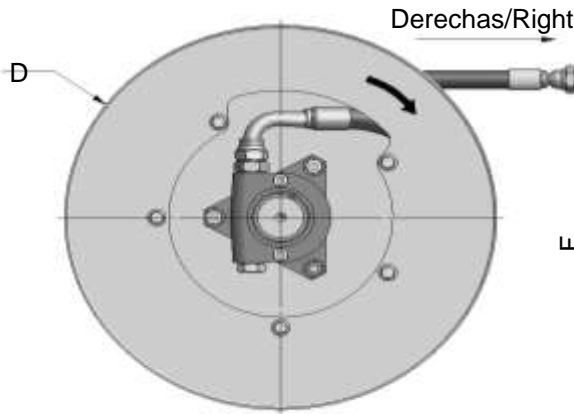


**MAX**  
30 l/min

**W. P.** 300 bar  
Option 400 bar

**MAX HOSE SPEED**  
30 m/min


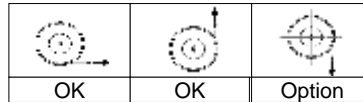
A4D 400 = MODELO DERECHAS / RIGHT MODEL  
A4S 400 = MODELO IZQUIERDAS / LEFT MODEL  
Es. ORD: A4D 320.10.R7



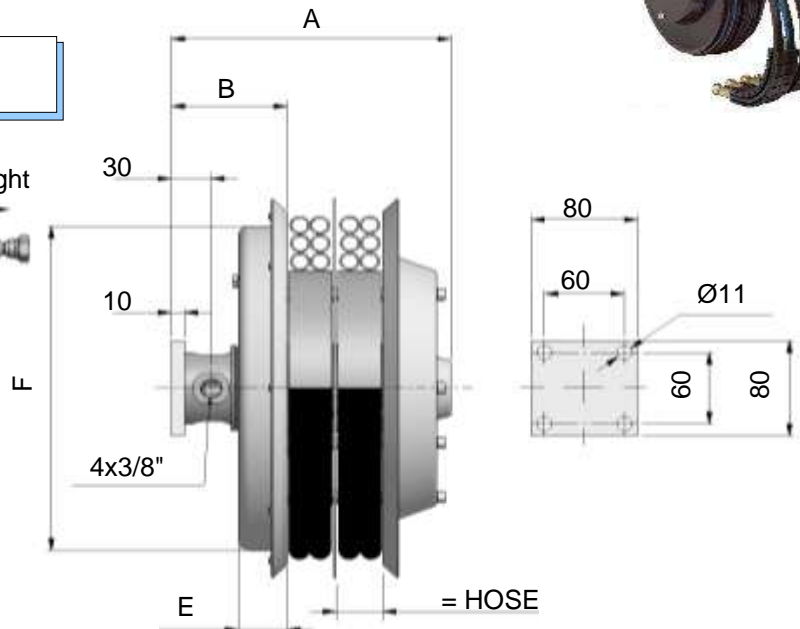
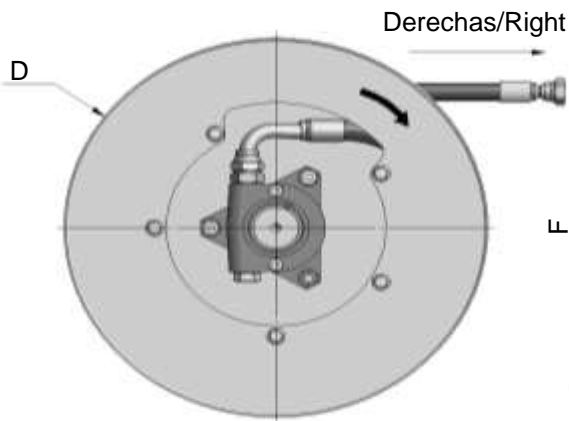
Modelo derechas Right model	A	B	D	E	F	sin tubo without hose EURO	Ø	Con tubo - with hose					
								Long.total	Long.util	R7	R8	B1	B2
								Total length	Usable length	XX=R7	XX=R8	XX=B1	XX=B2
								m	m	EURO	EURO	EURO	EURO
A4D230.06.XX			230			684,00	1/4"	2,2	1,9	773,14	864,65	801,01	849,92
A4D270.06.XX			270			684,00	1/4"	4,0	3,7	820,47	986,67	870,96	949,33
A4D295.06.XX	210	87	295	37	291	694,00	1/4"	3,0	2,7	804,69	929,34	842,56	904,62
5/16"							2,3	2,0	820,21	932,76	846,90	892,79	
3/8"							2,3	2,0	822,71	934,60	845,58	991,14	
A4D320.06.XX												1/4"	4,0
A4D320.08.XX	210	87	325	37	272	722,00	5/16"	3,2	2,9	878,59	1.035,19	918,69	979,57
3/8"							3,3	3,0	888,97	1.049,52	921,85	1.100,27	
A4D340.06.XX							210	87	340	37	272	730,00	1/4"
5/16"	4,2	3,9	920,66	1.126,17	975,76	1.053,20							
3/8"	4,0	3,7	923,82	1.118,42	963,79	1.165,23							
A4D370.06.XX	210	87	370	37	272	803,00	1/4"	6,0	5,7	992,72	1.242,01	1.068,45	1.179,43
5/16"							5,3	5,0	1.031,90	1.291,19	1.103,56	1.199,15	
3/8"							4,5	4,2	1.016,78	1.235,70	1.061,75	1.279,62	
A4D400.06.XX	210	87	400	47	272	835,00	1/4"	7,3	7,0	1.058,46	1.361,80	1.150,63	1.282,77
5/16"							6,5	6,2	1.104,48	1.422,41	1.194,02	1.309,60	
3/8"							5,6	5,3	1.090,94	1.363,38	1.146,82	1.400,85	
A4D420.06.XX	210	97	420	47	322	919,00	1/4"	8,6	8,1	1.176,80	1.534,17	1.285,40	1.438,72
5/16"							8,0	7,5	1.239,91	1.631,21	1.351,94	1.492,36	
3/8"							6,7	6,2	1.217,56	1.543,51	1.284,48	1.574,67	
A4D470.06.XX	220	97	478	47	322	1012,00	1/4"	11,5	11,0	1.346,41	1.824,23	1.491,57	1.692,22
5/16"							10,0	9,5	1.401,64	1.890,76	1.543,64	1.717,20	
3/8"							9,5	9,0	1.419,12	1.881,30	1.514,06	1.896,29	
A4D520.06.XX	220	97	520	47	422	1136,00	1/4"	14,5	14,0	1.548,90	2.151,37	1.731,93	1.981,49
5/16"							12,5	12,0	1.610,70	2.222,11	1.790,18	2.005,16	
3/8"							11,2	10,7	1.608,46	2.153,34	1.720,36	2.158,47	
A4D570.06.XX	220	97	570	47	422	1166,00	1/4"	17,5	17,0	1.658,03	2.385,15	1.878,93	2.177,40
5/16"							15,5	15,0	1.743,50	2.501,65	1.967,95	2.232,63	
3/8"							13,5	13,0	1.727,59	2.384,36	1.862,49	2.342,02	


**MAX**  
30 l/min

**W. P.** 300 bar  
Option 400 bar

**MAX HOSE**  
**SPEED**


A4D 400 = MODELO DERECHAS / RIGHT MODEL  
A4S 400 = MODELO IZQUIERDAS / LEFT MODEL  
Es. ORD: A4D 320.10.R7



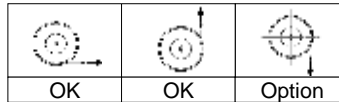
Modelo derechas Right model	A	B	D	E	F	sin tubo without hose	Ø	Con tubo - with hose					
								Long.total	Long.util	R7	R8	B1	B2
								Total length	Usable length	XX=R7	XX=R8	XX=B1	XX=B2
								m	m	EURO	EURO	EURO	EURO
A4D600.06.XX	220	97	620	47	422	1313,00	1/4"	21,0	20,5	1896,02	2768,56	2161,10	2516,64
5/16"							17,0	16,5	1940,73	2772,24	2187,66	2477,19	
3/8"							16,0	15,5	1970,18	2748,58	2130,07	2725,96	
A4D650.06.XX	220	97	650	47	422	1347,00	1/4"	22,5	22,0	1969,66	2904,52	2253,66	2633,66
5/16"							19,5	19,0	2060,38	3014,18	2344,78	2675,73	
3/8"							17,5	17,0	2062,35	2913,72	2237,23	2882,43	
A4D700.06.XX	220	97	720	47	532	1567,00	1/4"	27,0	26,5	2308,89	3430,72	2649,70	3103,06
5/16"							22,0	21,5	2366,74	3442,82	2688,62	3060,99	
3/8"							20,0	19,5	2379,89	3352,88	2579,75	3307,13	
A4D800.08.XX	220	107	820	57	532	1795,00	5/16"	30,0	29,0	2982,10	4449,48	3423,89	3928,79
A4D800.10.XX							3/8"	26,0	25,0	2953,69	4218,59	3213,51	4138,12



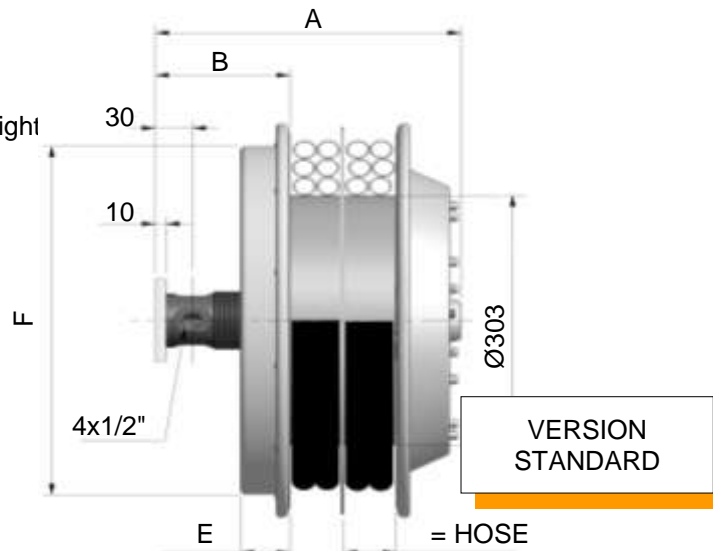
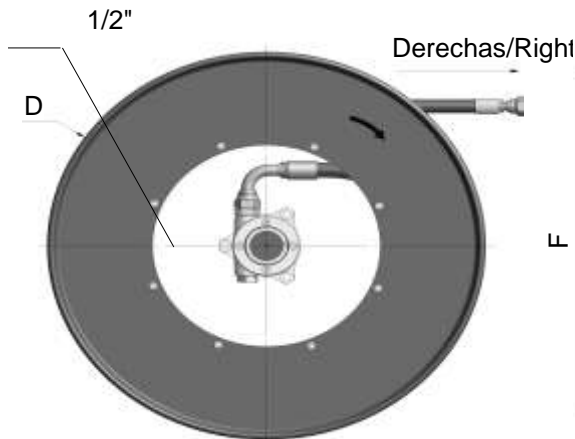
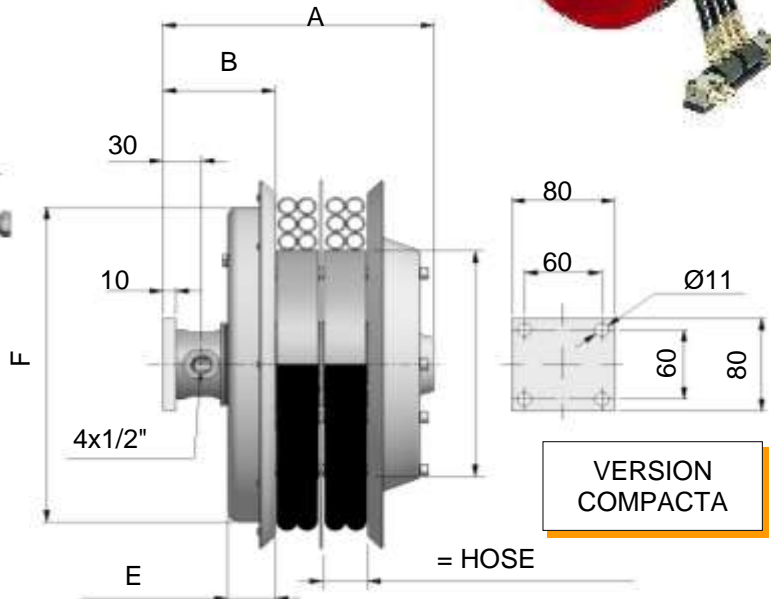
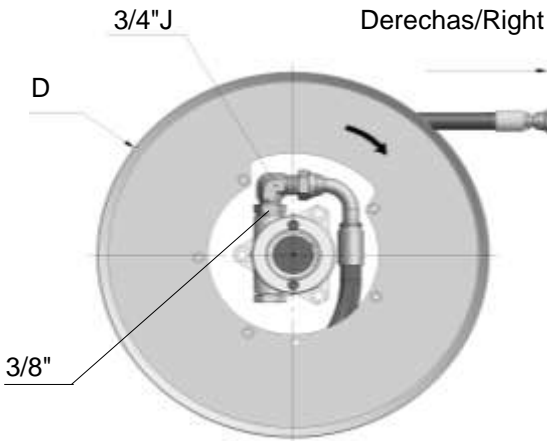
MAX  
40 l/min

W. P. 300 bar  
Option 400 bar

MAX HOSE  
SPEED



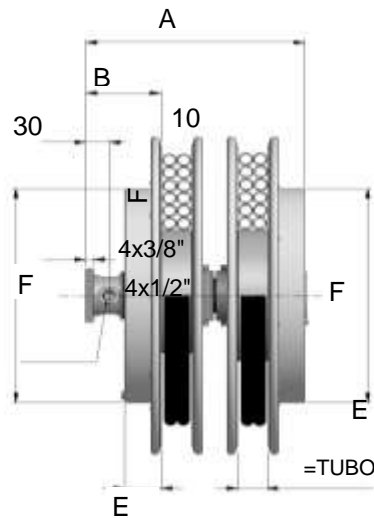
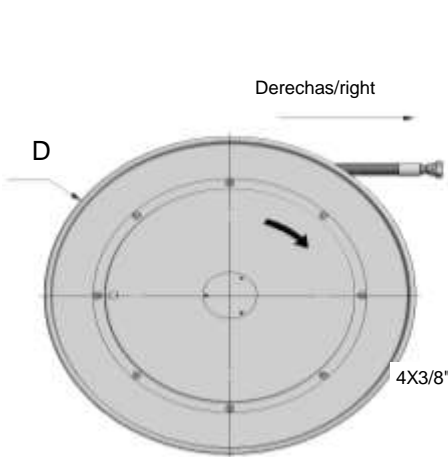
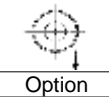
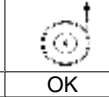
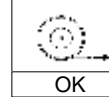
A4D 400 = MODELO DERECHAS / RIGHT MODEL  
A4S 400 = MODELO IZQUIERDAS / LEFT MODEL  
Es. ORD: A4D 320.12.B1



Modello destro Right model	A	B	D	E	F	senza tubo without hose EURO	Ø	Con tubo - with hose				
								Lungh.totale Total length m	Lungh.utile Usable length m	R8 XX=R8 EURO	B1 XX=B1 EURO	B2 XX=B2 EURO
								COMPACTA				
A4D295.12.XX	240	127	295	37	291	780,00	1/2"	1,5	1,2	1055,83	975,36	1043,73
A4D320.12.XX	240	127	325	37	272	810,00	1/2"	2,5	2,2	1204,41	1070,29	1163,39
A4D340.12.XX	240	127	340	37	272	816,00	1/2"	2,5	2,2	1212,30	1078,18	1171,27
A4D370.12.XX	240	127	370	37	272	889,00	1/2"	3,5	3,2	1406,90	1219,14	1336,95
A4D400.12.XX	240	127	400	47	272	920,00	1/2"	4,5	4,2	1559,42	1318,01	1460,54
A4D420.12.XX	240	127	420	47	322	1003,00	1/2"	4,7	4,2	1666,45	1414,39	1561,79
STANDARD												
A4D470.12.XX	250	127	478	47	322	1100,00	1/2"	7,5	7,0	2099,82	1697,48	1914,17
A4D520.12.XX	250	127	520	47	422	1220,00	1/2"	9,0	8,5	2402,24	1919,43	2173,20
A4D570.12.XX	250	127	570	47	422	1250,00	1/2"	10,7	10,2	2639,44	2065,51	2361,22
A4D600.12.XX	250	127	620	47	422	1395,00	1/2"	12,5	12,0	3001,82	2331,24	2671,53
A4D650.12.XX	250	127	650	47	422	1431,00	1/2"	14,5	14,0	3279,25	2501,38	2891,11
A4D700.12.XX	250	127	720	47	532	1652,00	1/2"	16,0	15,5	3681,60	2823,26	3250,06
A4D800.12.XX	250	127	820	57	532	1995,00	1/2"	21,0	20,0	4628,30	3501,73	4052,13


**MAX**  
40 l/min

**W. P.** 300 bar  
Option 400 bar

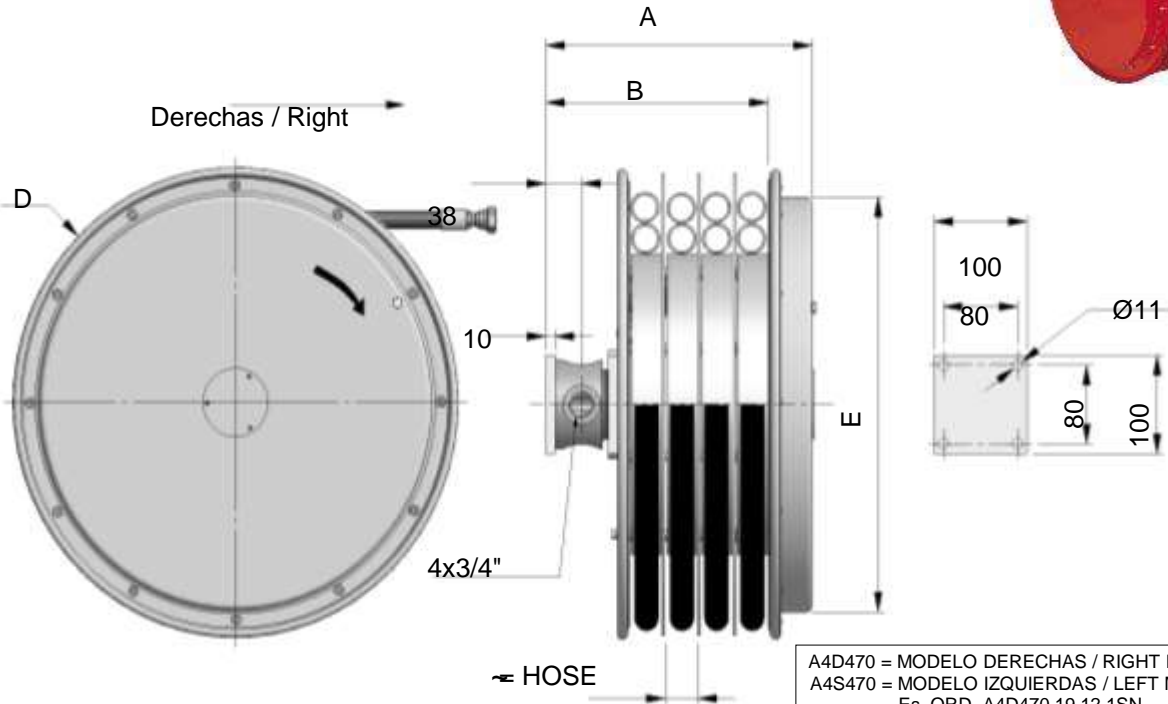
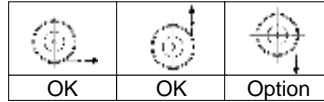
**MAX HOSE SPEED**  
30 m/min


M4D400 = MODELO DERECHAS / RIGHT MODEL  
M4S400 = MODELO IZQUIERDAS / LEFT MODEL  
Es. ORD: M4D 600.10.R7

Modelo derechas Right model	A	B	D	E	F	sin tubo without hose EURO	Con tubo - with hose						
							Ø	Long.totale	Long.util	R7	R8	B1	B2
								Total length	Usable length	XX=R7	XX=R8	XX=B1	XX=B2
							m	m	EURO	EURO	EURO	EURO	
M4D370.06.XX							1/4"	6,0	5,7	1284,62	1533,91	1360,35	1471,32
M4D370.08.XX	282	97	370	47	272	1095,00	5/16"	5,3	5,0	1323,80	1583,09	1395,46	1491,05
M4D370.10.XX							3/8"	4,5	4,2	1308,68	1527,60	1353,65	1571,52
M4D370.12.XX	292	107				1162,00	1/2"	3,5	3,2	-	1680,39	1492,63	1610,44
M4D400.06.XX							1/4"	7,3	7,0	1325,38	1628,71	1417,55	1549,69
M4D400.08.XX	282	97	400	47	272	1102,00	5/16"	6,5	6,2	1371,40	1689,33	1460,94	1576,51
M4D400.10.XX							3/8"	5,6	5,3	1357,85	1630,29	1413,73	1667,76
M4D400.12.XX	292	107				1169,00	1/2"	4,5	4,2	-	1807,93	1566,52	1709,05
M4D420.06.XX							1/4"	8,6	8,1	1466,07	1823,44	1574,67	1727,98
M4D420.08.XX	282	97	420	47	322	1208,00	5/16"	8,0	7,5	1529,18	1920,48	1641,20	1781,63
M4D420.10.XX							3/8"	6,7	6,2	1506,83	1832,78	1573,75	1863,94
M4D420.12.XX	292	107				1277,00	1/2"	4,7	4,2	-	1939,94	1687,88	1835,28
M4D470.06.XX							1/4"	11,5	11,0	1650,15	2127,96	1795,31	1995,95
M4D470.08.XX	282	97	478	47	322	1316,00	5/16"	10,0	9,5	1705,37	2194,50	1847,37	2020,93
M4D470.10.XX							3/8"	9,5	9,0	1893,79	2355,96	1988,72	2370,95
M4D470.12.XX	292	107				1487,00	1/2"	7,5	7,0	-	2640,23	2237,89	2454,57
M4D520.06.XX							1/4"	14,5	14,0	1885,50	2487,97	2068,53	2318,09
M4D520.08.XX	282	97	520	47	422	1475,00	5/16"	12,5	12,0	1947,30	2558,71	2126,78	2341,76
M4D520.10.XX							3/8"	11,2	10,7	1991,09	2535,96	2102,98	2541,09
M4D520.12.XX	292	107				1519,00	1/2"	9,0	8,5	-	2853,24	2370,42	2624,19
M4D570.06.XX							1/4"	17,5	17,0	2061,70	2788,81	2282,59	2581,06
M4D570.08.XX	282	97	570	47	422	1570,00	5/16"	15,5	15,0	2147,16	2905,31	2371,61	2636,29
M4D570.10.XX							3/8"	13,5	13,0	2156,23	1283,83	2291,14	2804,85
M4D570.12.XX	292	107				1595,00	1/2"	10,7	10,2	-	3133,83	2559,89	2855,61
M4D600.06.XX							1/4"	21,0	20,5	2287,85	3160,39	2552,93	2908,46
M4D600.08.XX	282	97	620	47	422	1704,00	5/16"	17,0	16,5	2332,56	3164,07	2579,49	2869,02
M4D600.10.XX							3/8"	16,0	15,5	2362,01	3140,40	2521,90	3117,79
M4D600.12.XX	292	107				1788,00	1/2"	12,5	12,0	-	3394,96	2724,38	3064,67
M4D650.06.XX							1/4"	22,5	22,0	2631,03	3565,89	2915,04	3295,03
M4D650.08.XX	282	97	650	47	422	2008,00	5/16"	19,5	19,0	2721,75	3675,55	3006,16	3337,11
M4D650.10.XX							3/8"	17,5	17,0	2723,73	3575,10	2898,60	3543,80
M4D650.12.XX	292	107				2075,00	1/2"	14,5	14,0	-	3923,53	3145,66	3535,39
M4D700.06.XX							1/4"	27,0	26,5	2829,00	3951,41	3170,38	3623,75
M4D700.08.XX	282	97	720	47	532	2087,00	5/16"	22,0	21,5	2887,00	3963,50	3209,30	3581,67
M4D700.10.XX							3/8"	20,0	19,5	2900,57	3873,57	3100,43	3827,81
M4D700.12.XX	292	107				2155,00	1/2"	16,0	15,5	-	4185,19	3326,85	3753,65

**MAX**  
80 l/min

**W. P.**  
350 bar

**MAX HOSE**  
**SPEED**


A4D470 = MODELO DERECHAS / RIGHT MODEL  
A4S470 = MODELO IZQUIERDAS / LEFT MODEL  
Es. ORD. A4D470.19.12.1SN

Modelo derechas Right model	A	B	D	E	sin tubo without hose	Ø	Con tubo - with 1SN / 2SN hose				Con tubo - with 4SP hose		
							Long.total	Long.utile	1SN	2SN	Long.total	Long.util	4 SP
							Total length	Usable length	XX=1SN	XX=2SN	Total length	Usable length	XX=4 SP
	mm				EURO		m	m	EURO	m	m	EURO	
A4D420.19.12.XX	296	247	420	322	1293,00	1/2"	2,6	2,1	2236,83	2268,26	2,6	2,1	2477,45
A4D420.19.16.XX						5/8"	2,6	2,1	2304,55	2377,00	2,6	2,1	2558,97
A4D420.19.19.XX						3/4"	2,6	2,1	2374,11	2430,12	1,8	1,3	2490,73
A4D470.19.12.XX	296	247	478	322	2027,00	1/2"	4,5	4,0	2413,29	2467,72	4,0	3,5	2757,52
A4D470.19.16.XX						5/8"	4,0	3,5	2468,25	2579,75	4,0	3,5	2859,55
A4D470.19.19.XX						3/4"	4,0	3,5	2553,98	2640,23	3,0	2,5	2772,77
A4D520.19.12.XX	296	247	520	422	2262,00	1/2"	5,5	5,0	2700,72	2767,25	5,5	5,0	3209,83
A4D520.19.16.XX						5/8"	5,5	5,0	2795,91	2949,22	4,5	4,0	3174,59
A4D520.19.19.XX						3/4"	4,2	3,7	2804,06	2894,53	4,2	3,7	3212,72
A4D570.19.12.XX	296	247	570	422	2418,00	1/2"	7,2	6,7	2944,49	3031,53	7,2	6,7	3610,86
A4D570.19.16.XX						5/8"	7,2	6,7	3055,73	3256,37	6,0	5,5	3568,78
A4D570.19.19.XX						3/4"	5,9	5,4	3083,47	3210,62	5,9	5,4	3657,54
A4D600.19.12.XX	306	247	620	422	2495,00	1/2"	9,5	9,0	3141,72	3256,64	9,0	8,5	3948,78
A4D600.19.16.XX						5/8"	9,5	8,7	3274,78	3539,59	7,5	7,0	3885,40
A4D600.19.19.XX						3/4"	7,6	7,1	3285,30	3449,13	7,3	6,8	3973,63
A4D700.19.12.XX	306	247	720	422	2650,00	1/2"	15,0	14,5	3583,25	3764,70	13,0	12,5	4682,47
A4D700.19.16.XX						5/8"	13,4	12,9	3670,03	4043,45	11,5	11,0	4678,00
A4D700.19.19.XX						3/4"	10,0	9,5	3615,86	3831,49	10,0	9,5	4588,85
A4D800.19.12.XX	306	247	820	532	3003,00	1/2"	20,0	19,0	4195,97	4437,90	17,0	16,0	5613,39
A4D800.19.16.XX						5/8"	16,0	15,0	4182,30	4628,30	16,0	15,0	5747,50
A4D800.19.19.XX						3/4"	14,5	13,5	4297,21	4609,89	14,0	13,0	5622,85